

www.lockstockbarrell.com

duckguylsb@juno.com

www.eallendecoys.com

FME (Flat Marine Enamel-oil based) Color Charts

Lock Stock & Barrell, Inc. Flat Marine Enamel-Oil Base FME		www.lockstockbarrell.com www.eallendecoys.com duckguylsb@juno.com	
1	2	11	21
3	12	22	31
4	13	23	32
5	14	24	33
6	16	25	34
7	17	26	1. BLACK 2. WHITE 3. B/DY BLACK 4. DARK GRAY 5. LIGHTER GRAY 6. D.DK. BROWN 7. LIGHT BROWN 8. CHESTNUT 9. OSS BROWN 10. OST BROWN 11. B/D BROWN 12. BEIGE 13. CREAM 14. DARK GREEN 16. SPEC. BLUE 17. BILL BLUE 18. OLIVE 19. YELLOW/GOLD 20. ORANGE 21. SNOW BILL 22. OS BILL 23. YELLOW 24. RED 25. PLUM 26. STARCRAFT CAMO LIGHT BROWN 27. STARCRAFT CAMO DARK BROWN 28. DEAD GRASS GREEN 29. HAR. BROWN 30. HAR. BLUE 31. DEAD GRASS BROWN 32. OPEN WATER LIGHT GRAY 33. OPEN WATER MEDIUM GRAY 34. OPEN WATER DARK GRAY
8	18	27	
9	19	28	
10	20	29	

These *Flat Marine Enamel* (FME-oil based) paints have been used for decoys and boats by generations of hunters in this region. We have a mile long area of waterfront (Lake St. Clair) known as the Nautical Mile. There are more boats in this one mile of lake frontage than any other place in the country. That, on top of the fact that we are an “old world” market hunting area, gives us an advantage in the development of decoy and boat paints. Chris Craft started in this lake and their “roots” began with duck hunting boats and decoys. We are rich in duck history.

All of our paints (FME) are manufactured for us, to our color requirements and specifications. These colors are designed to be UV protected and have a **FLAT** finish, perfect for all of your decoy and hunting boat needs. For your convenience, we package these paints in gallons, quarts, pints, ½ pints and ¼ pints. We can also have any color custom blended for you. We are your “one stop shop” for decoy and boat paints. These FME paints are “**primer based**”, meaning that they are self priming, have a high pigment and flattener “load” and can be overcoated.

FLAT MARINE ENAMEL (FME)-OIL BASED **(Our choice for hunting decoys & boats)**

NUMBERS & COLORS

#1 BLACK	#33 OPEN WATER MEDIUM GRAY
#2 WHITE	#34 OPEN WATER DARK GRAY
#3 BDY BLACK	#35 O/D GREEN
#4 DARK GRAY	#36 D/W BROWN
#5 LIGHTER GRAY-discontinued	#37 BURNT SIENNA-GA
#6 D.DARK BROWN	#38 BURNT SIENNA-JS
#7 LITE BROWN	#40 HMS BROWN (Hen Mallard Side)
#8 CHESTNUT	#41 NAT. GEAR GRAY BASE
#9 OSS BROWN	#42 NAT. GEAR MEDIUM BROWN
#10 OST BROWN	#43 NAT. GEAR DARK BROWN
#11 B/D BROWN	#44
#12 BEIGE	#45 BANKES GREEN
#13 CREAM	#46 BANKES TAN
#14 DARK GREEN	#50 GWTDB-Green Wing Teal Drake Breast
#16 SPEC. BLUE	#51 RAW UMBER
#17 BILL BLUE	#52 RAW SIENNA
#18 OLIVE	#53
#19 YELLOW/GOLD	#54
#20 ORANGE	#55 HILTON TAN
#21 SNOW BILL	#56 G3-DESERT BROWN
#22 OS BILL-Pink	#57 PURDIE GREEN
#23 YELLOW	#341 MIDNIGHT BLUE
#24 RED	#345 DARK TRIUMPH
#25 PLUM	#354 TURQUOISE
#26 STARCRAFT CAMO LIGHT BROWN	#361 MOROCCAN SILK
#27 STARCRAFT CAMO DARK BROWN	
#28 DEAD GRASS GREEN	
#29 HAR. BROWN	
#30 HAR. BLUE	
#31 DEAD GRASS BROWN	
#32 OPEN WATER LIGHT GRAY	

FME (Flat Marine Enamel-oil based) Color Charts

These color chips may appear slightly lighter/darker/show a color shift based upon the color bias of your computer/monitor &/or printer.



FME (Flat Marine Enamel-oil based) Color Charts



FME (Flat Marine Enamel-oil based) Color Charts

#28 DGG



#28
SPECIAL



#31 DGB



FME (Flat Marine Enamel-oil based) Color Charts



OST BROWN #10




BEIGE #12



**DEAD
GRASS
GREEN #28**



**OPEN #33
WATER
MEDIUM GRAY**



OLIVE #18




**DEAD #31
GRASS
BROWN**

FME (Flat Marine Enamel-oil based) Color Charts



Bankes Green #45



**O/D GREEN
#35**



**D/W BROWN
#36**




**DESERT BROWN
#56**




**O/D GREEN
DARK
#35-D**

FME (Flat Marine Enamel-oil based) Color Charts



GREEN TEA

#48




Bankes Green #45



O/D GREEN

DARK

#35-D



DEAD


GRASS

GREEN #28



O/D GREEN

#35



PURDIE GREEN

#57


FME (Flat Marine Enamel-oil based) Color Charts



LIGHT BROWN #7



**NG-1B #41
NAT. GEAR
GRAY BASE**



**DARK GRAY
#4**



**STARCRAFT #26
CAMO SCL
LIGHT BROWN**



**STARCRAFT #27
CAMO
DARK BROWN * SCD**



**O/D GREEN
#35**

FME (Flat Marine Enamel-oil based) Color Charts



DARK GREEN #14

Painting an Aluminum or Fiberglass Boat

1. Be sure the boat has been cleaned off well with soap and water to remove all dirt, grease, leaves, grime and all that stuff that accumulates from years of hunting.
2. Lightly solvent wipe things down with a rag and lacquer thinner. This will remove any gasoline, oil or petroleum residues that would mess with your sanding or prevent paint from adhering. When finished with the solvent rag, be sure to let it set out and lose it's solvents before you put it into a closed container or trash can.
3. Sand the entire boat, as required, to remove and/or scuff all the paint. Be sure to remove any loose paint. When sanding a duck boat, I prefer 80-100 grit. It gives better "tooth" and, after all.....it'll help with the dulled surface and paint adhesion. Sanding must be taken into the best previously adhered surface in order to have the new coat of paint hold properly.
4. For Aluminum boat-Spot prime any bare aluminum with ASG Primer (or AG Primer), specifically designed for use on "Aluminum, Stainless & Galvanized". Do not thin AG Primer. A second option would be to prime the entire boat with PPG's Epoxy Primer.
5. For Fiberglass boat-You can go right to the FME as this is a Primer-Based Paint and will serve as its own primer. If you would like, another option would be to prime with PPG-Epoxy Primer and then follow up with FME.
6. Once the primer has dried (AG, PPG or 1st coat of FME), you can base coat the entire boat, inside and out, with the base coat FME (Flat Marine Enamel-oil based) color of your choice. FME is a "primer-based" paint and requires no other primer underneath it on a properly prepared surface. You may use a brush, roller or sprayer. When spraying, the best is an airless sprayer though you can thin slightly with a high quality paint thinner for use in a regular air spray gun. If using the air-feed spray gun, we recommend the top-cup, gravity feed style of gun. It uses less air and less thinning to get a proper pattern. You will also achieve greater success with a couple thinner coats rather than one thick coat. Thinner coats will cure/dry much faster and more thoroughly....thus, more durable. Secret: "**thin, you win**".
7. When the base coat is dry (usually overnight in good temps), you may accent with any other FME color you'd like. The options are endless.....match your local vegetation.

We have several camouflage patterned paint schemes and colors available.

- *Our 2-tone Reed Stripe was developed for the cat-tail marshes & flooded corn. Base coat in Starcraft Camo Light Brown (#26) and reed stripe with an automotive striping brush with Starcraft Camo Dark Brown (#27), thinning #27 on the palette as you work. We developed these colors through PPG specifically for us and Starcraft. You can even "green it up" a bit with Dead Grass Green (#28), O/D Green (#35) or some Olive (#18).
- *Our Open Water Gray Pattern is very effective for layout hunting. You can base coat the entire boat with Open Water Medium Gray (#33) or Open Water Dark Gray (#34) and allow it to dry. Once dry, overstripe with a wave pattern of Open Water Light Gray (#32) by cutting the feed pressure down, reducing the size of your pattern to a small area and reducing the feed rate so it will be easy to control. Move the spray gun around in a lazy "wave", walk alongside the boat and "wave" the gun to give the pattern you'd like. We have pictures of these patterns that we can email to you.

You can create your own color patterns/schemes with any of the FME colors we have. All the decoy and boat paints are TRUE - FLAT MARINE ENAMELS and work well with each other. We also do custom colors at no extra cost. Holler with any questions...as always...**Helping you enjoy your Sport!**

**Lou & Anne Tisch
Lock Stock & Barrell, Inc.**

123 Avery (shop)
Clinton Twp., MI 48036
(586) 790-2678 (offices)
(586) 465-0339 (shop)

Email: DUCKGUYLSB@JUNO.COM

www.lockstockbarrell.com www.eallendecoys.com